

Prepared for:  
**RENA'S ORGANIC**  
7458 North Tamiami Trail  
Sarasota, FL USA 34243

## Rena's Organic 1500 CBD Tincture FS Plain

Batch ID or Lot Number: <b>0545512</b>	Test, Test ID and Methods: Various	Matrix: General/Other	Page 1 of 2
Reported: <b>23Jan2023</b>	Started: 19Jan2023	Received: 18Jan2023	

### Microbial Contaminants

Test ID: T000233228


Methods: TM25 (PCR) TM24, TM26, TM27 (Culture Plating)

	Method	LOD	Quantitation Range	Result	Notes
STEC	TM25: PCR	10 <sup>0</sup> CFU/25g	NA	Absent	Free from visual mold, mildew, and foreign matter
<i>Salmonella</i>	TM25: PCR	10 <sup>0</sup> CFU/25g	NA	Absent	
Total Yeast and Mold*	TM24: Culture Plating	10 <sup>1</sup> CFU/g	1.0x10 <sup>2</sup> - 1.5x10 <sup>4</sup>	None Detected	
Total Aerobic Count*	TM26: Culture Plating	10 <sup>2</sup> CFU/g	1.0x10 <sup>3</sup> - 1.5x10 <sup>5</sup>	None Detected	
Total Coliforms*	TM27: Culture Plating	10 <sup>1</sup> CFU/g	1.0x10 <sup>2</sup> - 1.5x10 <sup>4</sup>	None Detected	

### Final Approval



Brett Hudson  
22Jan2023  
02:18:00 PM MST



Eden Thompson-Wright  
23Jan2023  
04:41:00 PM MST

PREPARED BY / DATE

APPROVED BY / DATE

### Heavy Metals

Test ID: T000233229

Methods: TM19 (ICP-MS): Heavy

Metals	Dynamic Range (ppm)	Result (ppm)	Notes
Arsenic	0.04 - 4.42	ND	
Cadmium	0.04 - 4.32	ND	
Mercury	0.04 - 4.30	ND	
Lead	0.05 - 5.12	ND	

### Final Approval



Sam Smith  
26Jan2023  
09:09:00 AM MST



Karen Winternheimer  
26Jan2023  
09:18:00 AM MST

PREPARED BY / DATE

APPROVED BY / DATE

Prepared for:  
**RENA'S ORGANIC**  
7458 North Tamiami Trail  
Sarasota, FL USA 34243

## Rena's Organic 1500 CBD Tincture FS Plain

Batch ID or Lot Number: <b>0545512</b>	Test, Test ID and Methods: Various	Matrix: General/Other	Page 2 of 2
Reported: <b>23Jan2023</b>	Started: 19Jan2023	Received: 18Jan2023	


### Cannabinoids

Test ID: T000233227


Methods: TM14 (HPLC-DAD)

	LOD (mg)	LOQ (mg)	Result (mg)	Result (mg/g)	Notes
Cannabichromene (CBC)	1.557	4.996	62.940	2.20	Amendment to T000233227 issued 22Jan2023 to update report format. # of Servings = 1, Sample Weight=28g
Cannabichromenic Acid (CBCA)	1.424	4.569	ND	ND	
Cannabidiol (CBD)	4.101	14.157	1551.880	55.40	
Cannabidiolic Acid (CBDA)	4.206	14.520	ND	ND	
Cannabidivarin (CBDV)	0.970	3.348	5.150	0.20	
Cannabidivarinic Acid (CBDVA)	1.755	6.057	ND	ND	
Cannabigerol (CBG)	0.884	2.836	37.250	1.30	
Cannabigerolic Acid (CBGA)	3.696	11.858	ND	ND	
Cannabinol (CBN)	1.153	3.700	ND	ND	
Cannabinolic Acid (CBNA)	2.521	8.090	ND	ND	
Delta 8-Tetrahydrocannabinol (Delta 8-THC)	4.403	14.127	ND	ND	
Delta 9-Tetrahydrocannabinol (Delta 9-THC)	3.999	12.830	64.140	2.30	
Delta 9-Tetrahydrocannabinolic Acid (THCA-A)	3.543	11.367	ND	ND	
Tetrahydrocannabivarin (THCV)	0.804	2.580	ND	ND	
Tetrahydrocannabivarinic Acid (THCVA)	3.125	10.026	ND	ND	
<b>Total Cannabinoids</b>			<b>1721.360</b>	<b>61.40</b>	
Total Potential THC			64.140	2.30	
Total Potential CBD			1551.880	55.40	

### Final Approval

  
Sam Smith  
03Feb2023  
07:48:00 AM MST

PREPARED BY / DATE

  
Karen Winternheimer  
03Feb2023  
07:51:00 AM MST

APPROVED BY / DATE



<https://results.botanacor.com/api/v1/coas/uuid/ddf44d52-7dbb-4509-b3df-2389c6823076>

### Definitions

LOD = Limit of Detection, ULOQ = Upper Limit of Quantitation, LLOQ = Lower Limit of Quantitation, PPB = Parts per Billion, % = % (w/w) = Percent (weight of analyte / weight of product). ND = None Detected (defined by dynamic range of the method). Total Potential Delta 9-THC or CBD is calculated to take into account the loss of a carboxyl group during decarboxylation step, using the following formulas: Total Potential Delta 9-THC = Delta 9-THC + (Delta 9-THCa \*(0.877)) and Total CBD = CBD + (CBDa \*(0.877)). Fail equates to a concentration level of Delta 9-THC, on a dry weight basis, higher than 0.3 percent + or - the measurement uncertainty. Total Potential THC is calculated using the following formulas to take into account the loss of a carboxyl group during decarboxylation step. Total THC = THC + (THCa \*(0.877)). ALOQ = Above Limit Of Quantitation (defined by dynamic range of the method), CFU/g = Colony Forming Units per Gram. Values recorded in scientific notation, a common microbial practice of expressing numbers that are too large to be conveniently written in decimal form. Examples: 10<sup>2</sup> = 100 CFU, 10<sup>3</sup> = 1,000 CFU, 10<sup>4</sup> = 10,000 CFU, 10<sup>5</sup> = 100,000 CFU.

Testing results are based solely upon the sample submitted to SC Laboratories, Inc., in the condition it was received. SC Laboratories, Inc., warrants that all analytical work is conducted professionally in accordance with all applicable standard laboratory practices using validated methods. Data was generated using an unbroken chain of comparison to NIST traceable Reference Standards and Certified Reference Materials. This report may not be reproduced, except in full, without the written approval of SC Laboratories, Inc. ISO/IEC 17025:2017 Accredited by A2LA. Some tests listed on this COA may not be within our scope of A2LA accreditation. Please visit [A2LA for more details](#).



Cert #4329.02  
ddf44d527dbb4509b3df2389c6823076.1