

Prepared for:
RENA'S ORGANIC
7458 North Tamiami Trail
Sarasota, FL USA 34243

Rena's Organic 600mg CBD Tincture Full Spectrum


| | | | |
|---|---------------------------------------|------------------------|-------------|
| Batch ID or Lot Number: 0215513 | Test, Test ID and Methods: Various | Matrix: Other | Page 1 of 2 |
| Reported: 26Jan2023 | Started: 25Jan2023 | Received: 18Jan2023 | |

Heavy Metals


Test ID: T000233232
Methods: TM19 (ICP-MS): Heavy

| Metals | Dynamic Range (ppm) | Result (ppm) | Notes |
|---------|---------------------|--------------|-------|
| Arsenic | 0.04 - 4.42 | ND | |
| Cadmium | 0.04 - 4.32 | ND | |
| Mercury | 0.04 - 4.30 | ND | |
| Lead | 0.05 - 5.12 | ND | |

Final Approval


Sam Smith
26Jan2023
09:09:00 AM MST

PREPARED BY / DATE


Karen Winternheimer
26Jan2023
09:18:00 AM MST


APPROVED BY / DATE

Cannabinoids


Test ID: T000233230
Methods: TM14 (HPLC-DAD)

| | LOD (mg) | LOQ (mg) | Result (mg) | Result (mg/g) | Notes |
|--|----------|----------|----------------|---------------|---|
| Cannabichromene (CBC) | 1.612 | 5.173 | 26.090 | 0.90 | Amendment to T000233230 issued 22Jan2023 to update report format. # of Servings = 1, Sample Weight=28g |
| Cannabichromenic Acid (CBCA) | 1.475 | 4.732 | ND | ND | |
| Cannabidiol (CBD) | 4.247 | 14.660 | 640.300 | 22.90 | |
| Cannabidiolic Acid (CBDA) | 4.356 | 15.036 | ND | ND | |
| Cannabidivarin (CBDV) | 1.004 | 3.467 | <LOQ | <LOQ | |
| Cannabidivarinic Acid (CBDVA) | 1.817 | 6.272 | ND | ND | |
| Cannabigerol (CBG) | 0.915 | 2.937 | 15.730 | 0.60 | |
| Cannabigerolic Acid (CBGA) | 3.827 | 12.279 | ND | ND | |
| Cannabinol (CBN) | 1.194 | 3.832 | ND | ND | |
| Cannabinolic Acid (CBNA) | 2.611 | 8.378 | ND | ND | |
| Delta 8-Tetrahydrocannabinol (Delta 8-THC) | 4.559 | 14.629 | ND | ND | |
| Delta 9-Tetrahydrocannabinol (Delta 9-THC) | 4.141 | 13.286 | 26.050 | 0.90 | |
| Delta 9-Tetrahydrocannabinolic Acid (THCA-A) | 3.669 | 11.771 | ND | ND | |
| Tetrahydrocannabivarin (THCV) | 0.833 | 2.672 | ND | ND | |
| Tetrahydrocannabivarinic Acid (THCVA) | 3.236 | 10.383 | ND | ND | |
| Total Cannabinoids | | | 708.170 | 25.30 | |
| Total Potential THC | | | 26.050 | 0.90 | |
| Total Potential CBD | | | 640.300 | 22.90 | |

Final Approval


Sam Smith
03Feb2023
07:48:00 AM MST

PREPARED BY / DATE


Karen Winternheimer
03Feb2023
07:51:00 AM MST

APPROVED BY / DATE

Prepared for:
RENA'S ORGANIC
7458 North Tamiami Trail
Sarasota, FL USA 34243

Rena's Organic 600mg CBD Tincture Full Spectrum

| | | | |
|---|---------------------------------------|------------------------|-------------|
| Batch ID or Lot Number: 0215513 | Test, Test ID and Methods: Various | Matrix: Other | Page 2 of 2 |
| Reported: 26Jan2023 | Started: 25Jan2023 | Received: 18Jan2023 | |

Microbial Contaminants

Test ID: T000233231

Methods: TM25 (PCR) TM24, TM26, TM27 (Culture Plating)

| | Method | LOD | Quantitation Range | Result | Notes |
|-----------------------|-----------------------|-------------------------|---|---------------|---|
| STEC | TM25: PCR | 10 ⁰ CFU/25g | NA | Absent | Free from visual mold, mildew, and foreign matter |
| <i>Salmonella</i> | TM25: PCR | 10 ⁰ CFU/25g | NA | Absent | |
| Total Yeast and Mold* | TM24: Culture Plating | 10 ¹ CFU/g | 1.0x10 ² - 1.5x10 ⁴ | None Detected | |
| Total Aerobic Count* | TM26: Culture Plating | 10 ² CFU/g | 1.0x10 ³ - 1.5x10 ⁵ | None Detected | |
| Total Coliforms* | TM27: Culture Plating | 10 ¹ CFU/g | 1.0x10 ² - 1.5x10 ⁴ | None Detected | |

Final Approval



Brett Hudson
10Feb2023
04:00:00 PM MST



Eden Thompson-Wright
10Feb2023
04:10:00 PM MST

PREPARED BY / DATE

APPROVED BY / DATE



<https://results.botanacor.com/api/v1/coas/uuid/e3c02991-fd0e-4a53-a06a-f6cdc37e5ee9>

Definitions

LOD = Limit of Detection, ULOQ = Upper Limit of Quantitation, LLOQ = Lower Limit of Quantitation, PPB = Parts per Billion, % = % (w/w) = Percent (weight of analyte / weight of product). ND = None Detected (defined by dynamic range of the method). Total Potential Delta 9-THC or CBD is calculated to take into account the loss of a carboxyl group during decarboxylation step, using the following formulas: Total Potential Delta 9-THC = Delta 9-THC + (Delta 9-THCa *(0.877)) and Total CBD = CBD + (CBDa *(0.877)). Fail equates to a concentration level of Delta 9-THC, on a dry weight basis, higher than 0.3 percent + or - the measurement uncertainty. Total Potential THC is calculated using the following formulas to take into account the loss of a carboxyl group during decarboxylation step. Total THC = THC + (THCa *(0.877)). ALOQ = Above Limit Of Quantitation (defined by dynamic range of the method), CFU/g = Colony Forming Units per Gram. Values recorded in scientific notation, a common microbial practice of expressing numbers that are too large to be conveniently written in decimal form. Examples: 10² = 100 CFU, 10³ = 1,000 CFU, 10⁴ = 10,000 CFU, 10⁵ = 100,000 CFU.

Testing results are based solely upon the sample submitted to SC Laboratories, Inc., in the condition it was received. SC Laboratories, Inc., warrants that all analytical work is conducted professionally in accordance with all applicable standard laboratory practices using validated methods. Data was generated using an unbroken chain of comparison to NIST traceable Reference Standards and Certified Reference Materials. This report may not be reproduced, except in full, without the written approval of SC Laboratories, Inc. ISO/IEC 17025:2017 Accredited by A2LA. Some tests listed on this COA may not be within our scope of A2LA accreditation. Please visit [A2LA for more details](#).



Cert #4329.02
e3c02991fd0e4a53a06af6cdc37e5ee9.1